



Halloween Howl

Sail Newport







Halloween Howl

10/26/19 - 10/26/19

Results Sheet

Preliminary Cumulative Results for: Opti Champ - RedWhiteBlue

By Division

Sail #	Nat.	Yacht	Div	Skipper / Crew	Race 1	Race 2	Race 3	Race 4	T.O.	Score
Optimist-Blue										
1 21167			Optimist-Blue	Nehuel Armenanzas	3	4	4	7	0	18
2 22851			Optimist-Blue	Ike Shultz	5	2	9	4	0	20
3 19411			Optimist-Blue	Galen Nourjian	4	11	1	6	0	22
4 16735			Optimist-Blue	Gus Fichtenholtz	9	8	2	8	0	27
5 22238			Optimist-Blue	Gus van Berkel	12	13	8	13	0	46
6 13445			Optimist-Blue	Declan Walsh	11	15	10	15	0	51



PHLOTILLA

	ht	Div	Skipper / Crew	Race 1	Race 2	Race 3	Race 4	T.O.	Score
7	21636	Optimist-Blue	Eliza Corral	19	12	15	10	0	56
8	18958	Optimist-Blue	Michelle Kaneti	17	7	22	18	0	64
9	1769	Optimist-Blue	Elena Graham	20	16	11	20	0	67
10	12663	Optimist-Blue	Erik Menyhart	21	17	17	16	0	71
11	14363	Optimist-Blue	Bodhi Becker	18	18	18	29	0	83
12	15228	Optimist-Blue	Henry Ladd	16	19	30	22	0	87
13	1601	Optimist-Blue	Finn Sperry	28	25	20	14	0	87
14	21122	Optimist-Blue	Reid Wemple	27	23	16	30	0	96
15	14234	Optimist-Blue	Kent Yaoita	30	36	27	17	0	110
16	10897	Optimist-Blue	Austin Budd	23	31	38	28	0	120
17	6771	Optimist-Blue	Thomas Spencer	24	37	25	35	0	121
18	52278	Optimist-Blue	James O'Dowd	31	24	37	34	0	126
19	14351	Optimist-Blue	Ethan Brown	29	29	31	37	0	126
20	17750	Optimist-Blue	Mack Rodgers	44	20	24	43	0	131
21	1738	Optimist-Blue	Brooke Adam	33	30	40	39	0	142



PHLOTILLA

	Boat	Div	Skipper / Crew	Race 1	Race 2	Race 3	Race 4	T.O.	Score
22	1602	Optimist-Blue	Sam Sperry	26	45	48 OC5	24	0	143
23	11099	Optimist-Blue	Andrew DeCubellis	38	41	41	32	0	152
24	5655	Optimist-Blue	Pheobe Murray	36	44	44	42	0	166
25	8397	Optimist-Blue	Ellery Kloc	45	46	48 DNF	48 DNF	0	187

Optimist-Red

1	22848	Optimist-Red	Christopher Chwalk	1	3	3	1	0	8
2	21833	Optimist-Red	Pearse Dowd	2	5	7	3	0	17
3	1768	Optimist-Red	Mathieu Graham	8	1	13	2	0	24
4	22211	Optimist-Red	Dylan Balunas	6	9	5	5	0	25
5	22271	Optimist-Red	Elie Menezes	13	22	19	11	0	65
6	15580	Optimist-Red	Grace Patterson	15	10	48 OC5	36	0	109
7	1605	Optimist-Red	Maisy Sperry	35	32	39	21	0	127

Optimist-White

1	15700	Optimist-White	Duffy Macaulay	7	6	14	12	0	39
2	15890	Optimist-White	Kate van Berkel	14	21	6	19	0	60
3	21476	Optimist-White	Alexander West	22	28	12	9	0	71



PHLOTILLA

	ht	Div	Skipper / Crew	Race 1	Race 2	Race 3	Race 4	T.O.	Score
4	10737	Optimist-White	Benjamin Reuter	10	14	28	23	0	75
5	19889	Optimist-White	Elizabeth Spillane	25	33	26	26	0	110
6	22434	Optimist-White	Archer Fitton	37	27	21	27	0	112
7	14245	Optimist-White	Lucy Dunning	40	26	23	31	0	120
8	21665	Optimist-White	Cal Naperotic	34	43	33	25	0	135
9	14749	Optimist-White	Emily Keith	42	34	29	38	0	143
10	1604	Optimist-White	Henry Healey	39	39	35	33	0	146
11	14440	Optimist-White	Alexandra Nourjian	32	40	36	45	0	153
12	8165	Optimist-White	Adam Whitney	47	38	32	40	0	157
13	1606	Optimist-White	Carys Murray	43	42	34	41	0	160
14	14577	Optimist-White	Peter Duhamel	41	35	43	44	0	163
15	10274	Optimist-White	Lilly Menyhart	46	47	42	46	0	181